

CORSO DI LAUREA IN STORIA

Storia dell'Africa

AA 2022-2023



PRESENTAZIONE

Afroottimismo vs Afropessimismo

Leader e masse

Neocolonialismo

OUT OF THE SHADOWS
The East African
Magazine

The East African

MEMBER OF THE
PUBLISHERS ASSOCIATION OF
KENYA

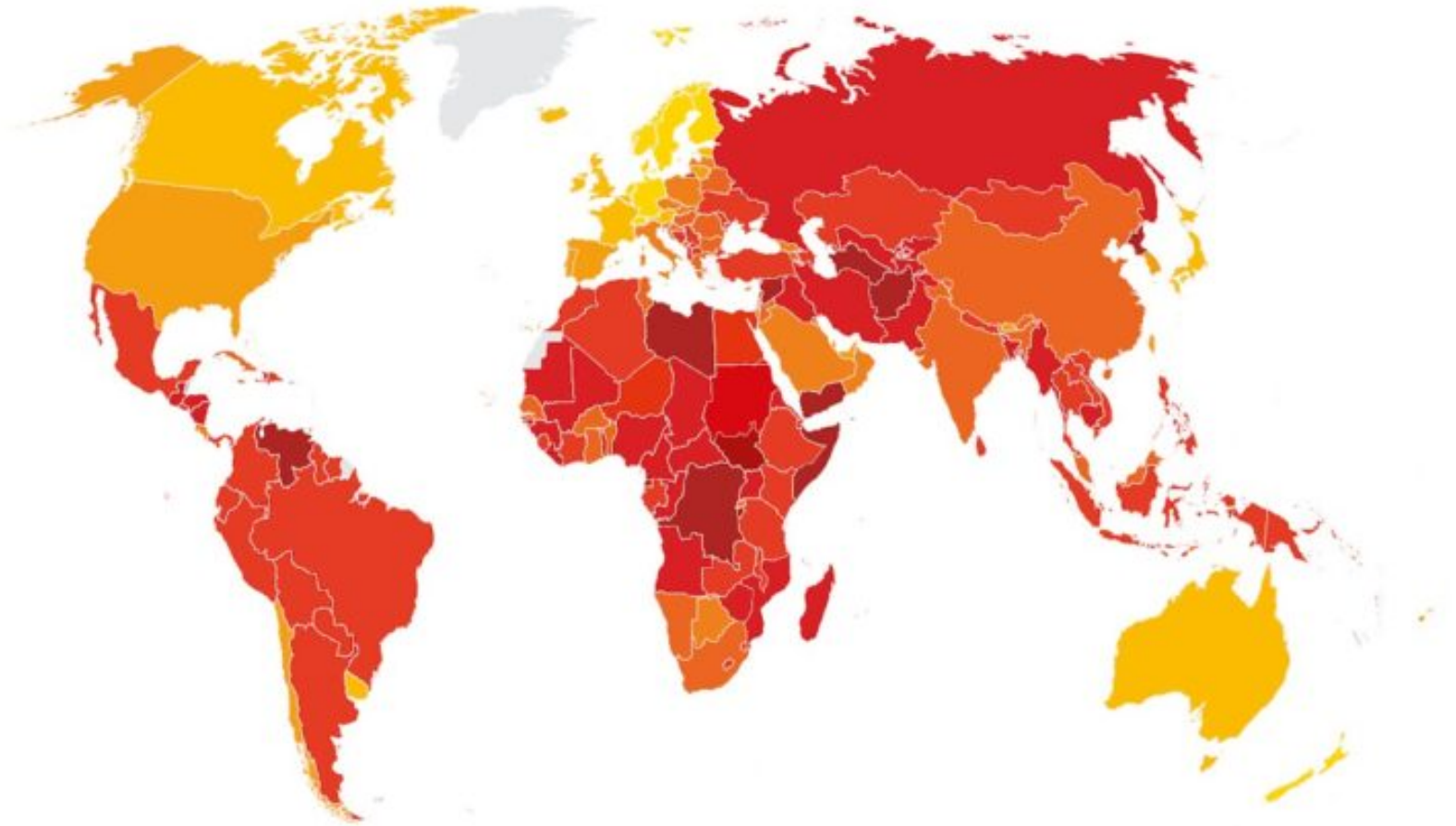
MAGAZINE





CORRUPTION PERCEPTIONS INDEX 2021

The perceived levels of public sector corruption in 180 countries/territories around the world.



SCORE COUNTRY/TERRITORY

88	Denmark
88	Finland
88	New Zealand
85	Norway
85	Singapore
85	Sweden
84	Switzerland
82	Netherlands
81	Luxembourg
80	Germany
78	United Kingdom
76	Hong Kong
74	Canada
74	Iceland
74	Ireland
74	Estonia
74	Austria
73	Australia
73	Belgium
73	Japan
73	Uruguay
71	France
70	Seychelles
69	United Arab Emirates
68	Bhutan
68	Taiwan

67	Chile
67	United States of America
65	Barbados
64	Bahamas
63	Qatar
62	Korea, South
62	Portugal
61	Lithuania
61	Spain
59	Israel
59	Latvia
59	Saint Vincent and the Grenadines
58	Cabo Verde
58	Costa Rica
57	Slovenia
56	Italy
56	Poland
56	Saint Lucia
55	Botswana
55	Dominica
55	Fiji
55	Georgia
54	Czechia
54	Malta
54	Mauritius
53	Grenada

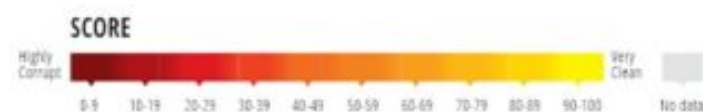
53	Cyprus
53	Rwanda
53	Saudi Arabia
52	Oman
52	Slovakia
49	Armenia
49	Greece
49	Jordan
49	Namibia
48	Malaysia
47	Croatia
46	Cuba
46	Montenegro
45	China
45	Romania
45	Sao Tome and Principe
45	Vanuatu
44	Jamaica
44	South Africa
44	Tunisia
43	Ghana
43	Hungary
43	Kuwait
43	Senegal
43	Solomon Islands
42	Bahrain
42	Benin

42	Burkina Faso
42	Bulgaria
41	Timor-Leste
41	Belarus
41	Trinidad and Tobago
40	India
40	Maldives
39	Kosovo
39	Colombia
39	Ethiopia
39	Guyana
39	Morocco
39	North Macedonia
39	Suriname
39	Tanzania
39	Vietnam
38	Argentina
38	Brazil
38	Indonesia
38	Lesotho
38	Serbia
38	Turkey
37	Gambia
37	Kazakhstan
37	Sri Lanka
36	Cote d'Ivoire
36	Ecuador

36	Moldova
36	Panama
36	Peru
35	Albania
35	Bosnia and Herzegovina
35	Malawi
35	Mongolia
35	Thailand
34	El Salvador
34	Sierra Leone
33	Egypt
33	Nepal
33	Philippines
33	Zambia
33	Algeria
32	Eswatini
32	Ukraine
31	Gabon
31	Mexico
31	Niger
31	Papua New Guinea
30	Azerbaijan
30	Bolivia
30	Djibouti
30	Dominican Republic

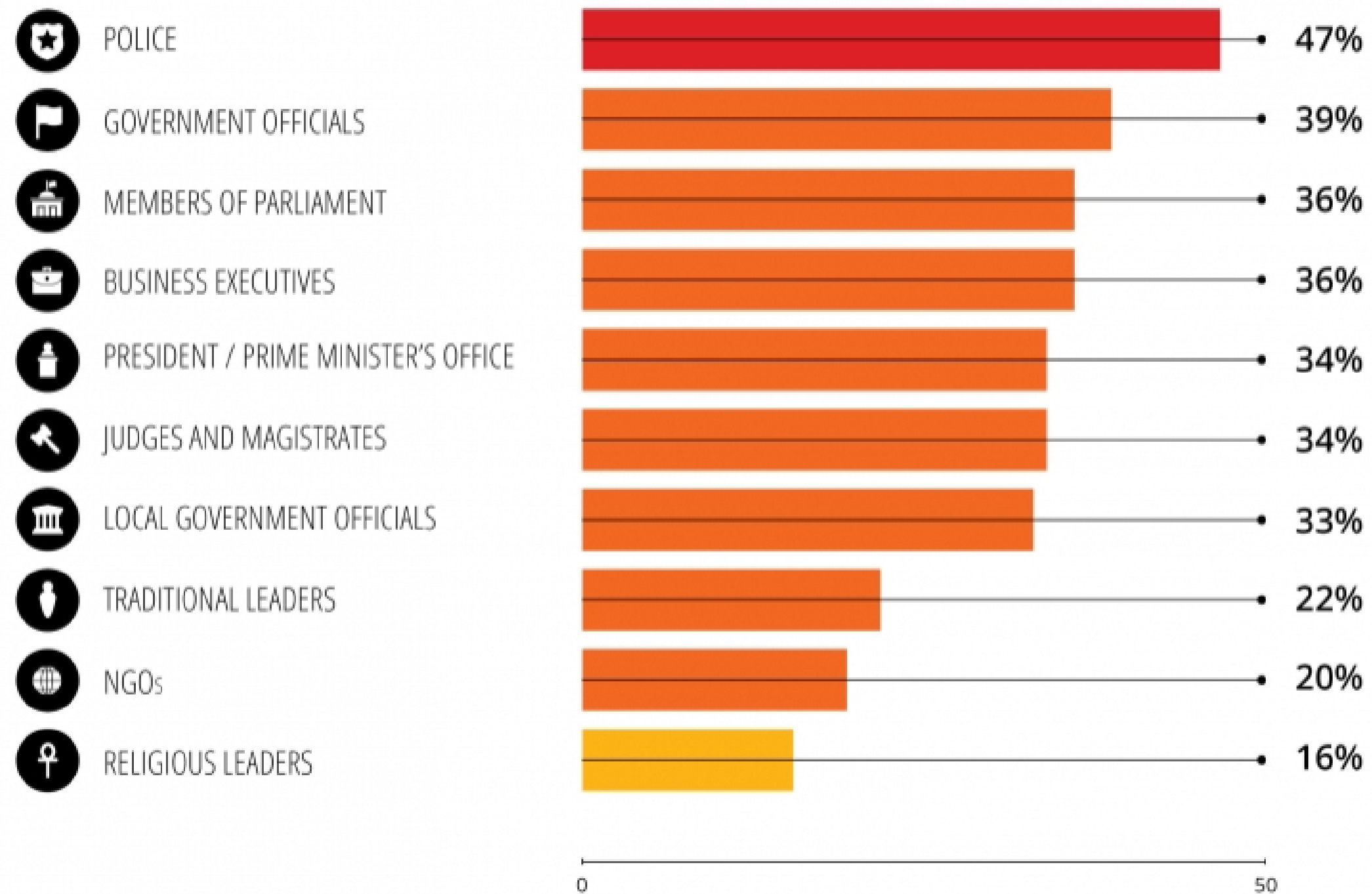
30	Laos
30	Paraguay
30	Togo
30	Kenya
29	Angola
29	Liberia
29	Mali
29	Russia
28	Mauritania
28	Myanmar
28	Pakistan
28	Uzbekistan
27	Cameroon
27	Kyrgyzstan
27	Uganda
26	Bangladesh
26	Madagascar
26	Mozambique
25	Guatemala
25	Guinea
25	Iran
25	Tajikistan
24	Lebanon
24	Nigeria
24	Central African Republic
23	Cambodia
23	Honduras

23	Iraq
23	Zimbabwe
22	Eritrea
21	Congo
21	Guinea Bissau
20	Chad
20	Comoros
20	Haiti
20	Nicaragua
20	Sudan
19	Burundi
19	Democratic Republic of the Congo
19	Turkmenistan
17	Equatorial Guinea
17	Libya
16	Afghanistan
16	Korea, North
16	Yemen
14	Venezuela
13	Somalia
13	Syria
11	South Sudan

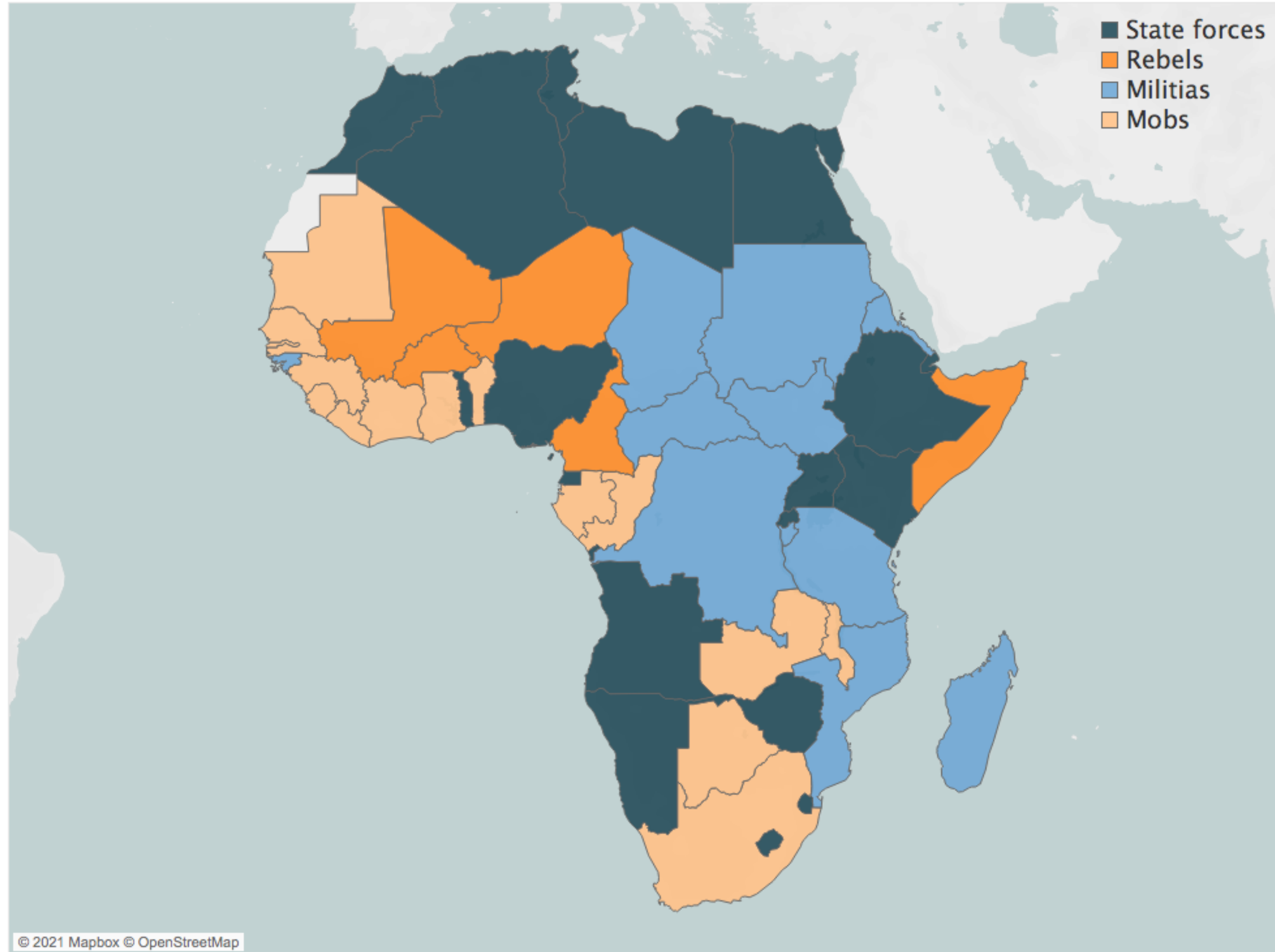


CORRUPTION BY INSTITUTION*

* Percentage of people who think most or all people in the following institutions are corrupt.



Most Active Agent Engaging in Political Violence (2020)



Conflicts in Africa 1997-2010
(Violence Against Civilians Shown in Red)

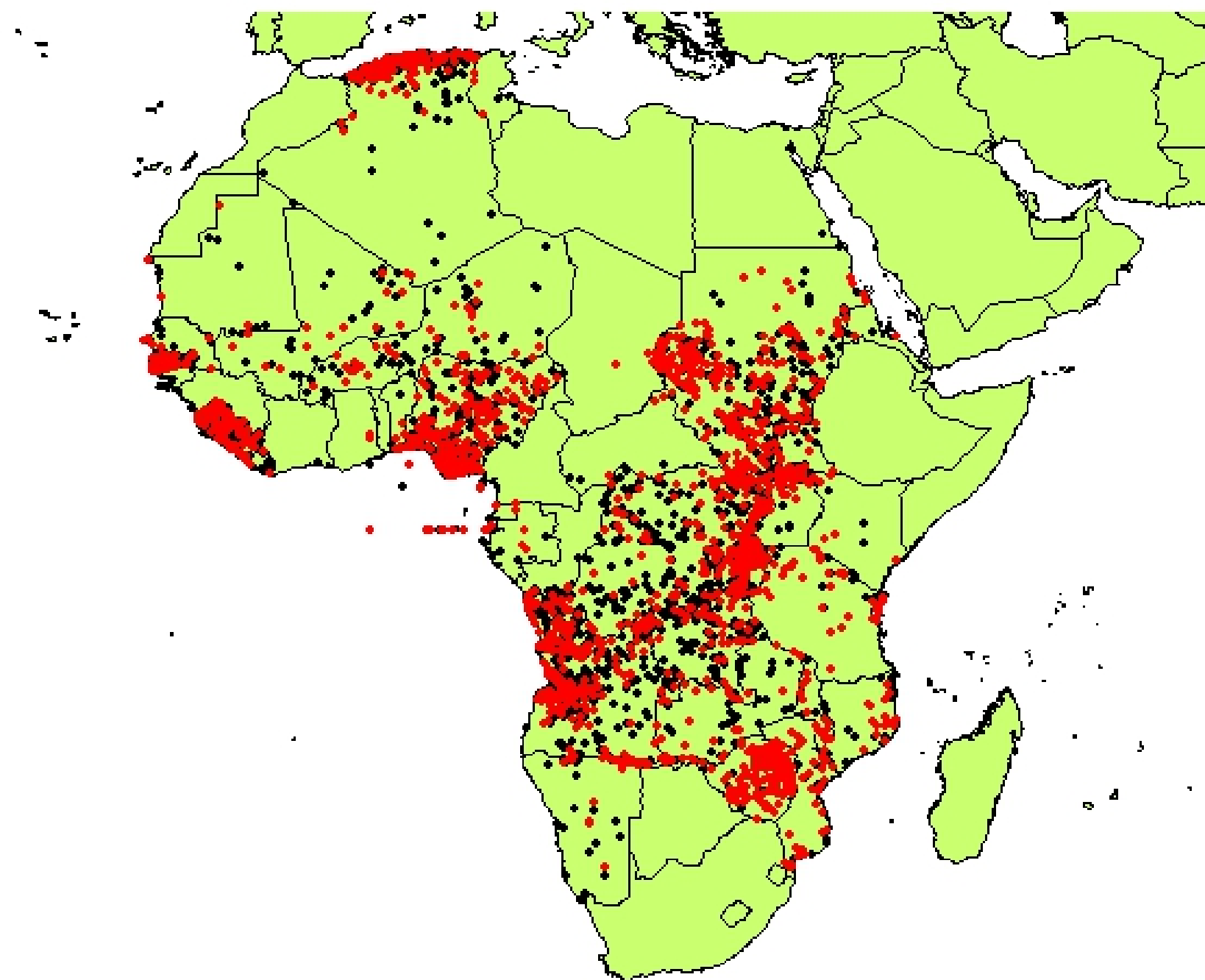


Figure 1: Good Governance and Political Conflict, Africa, 2014 - Aug 2015

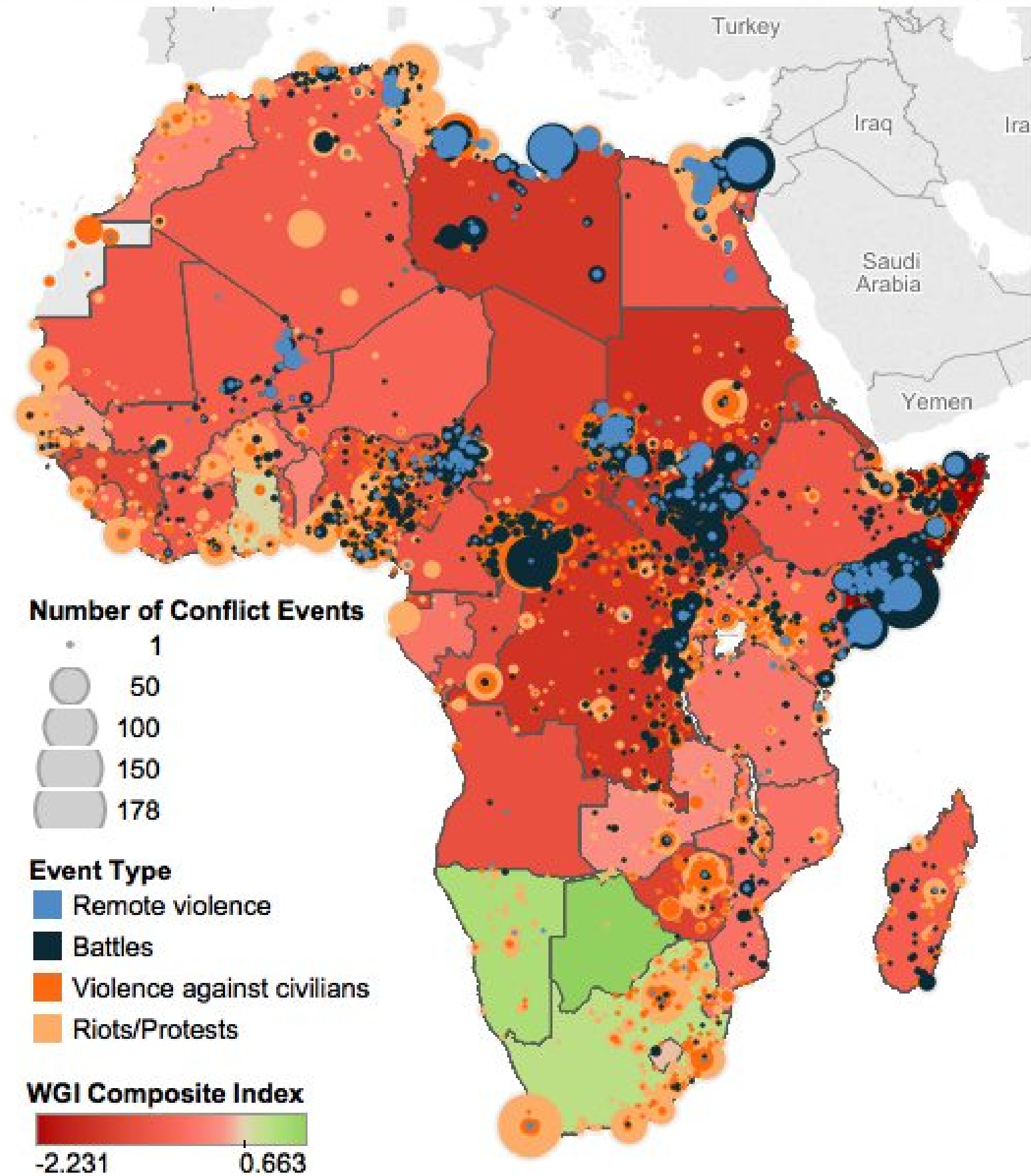
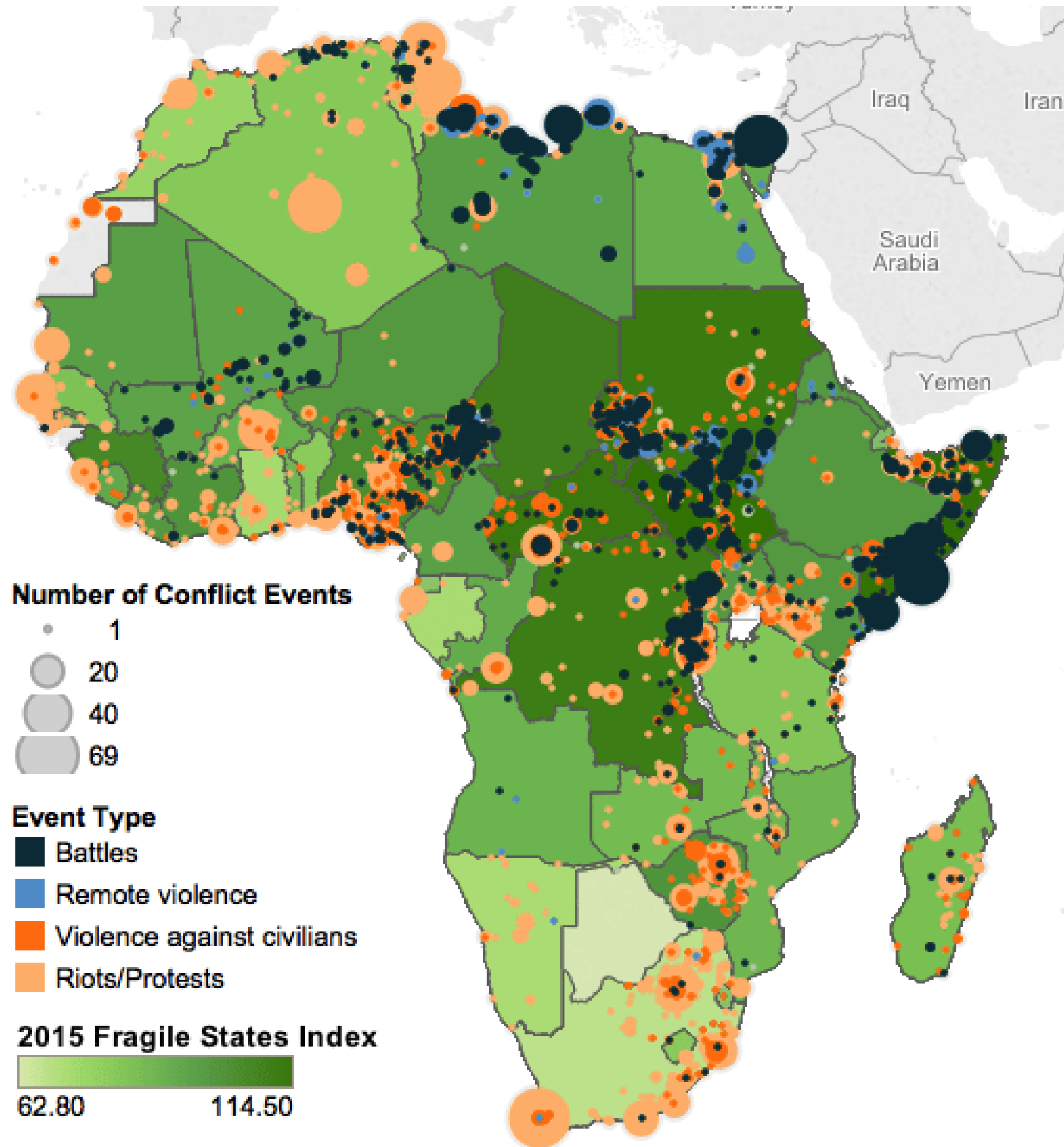
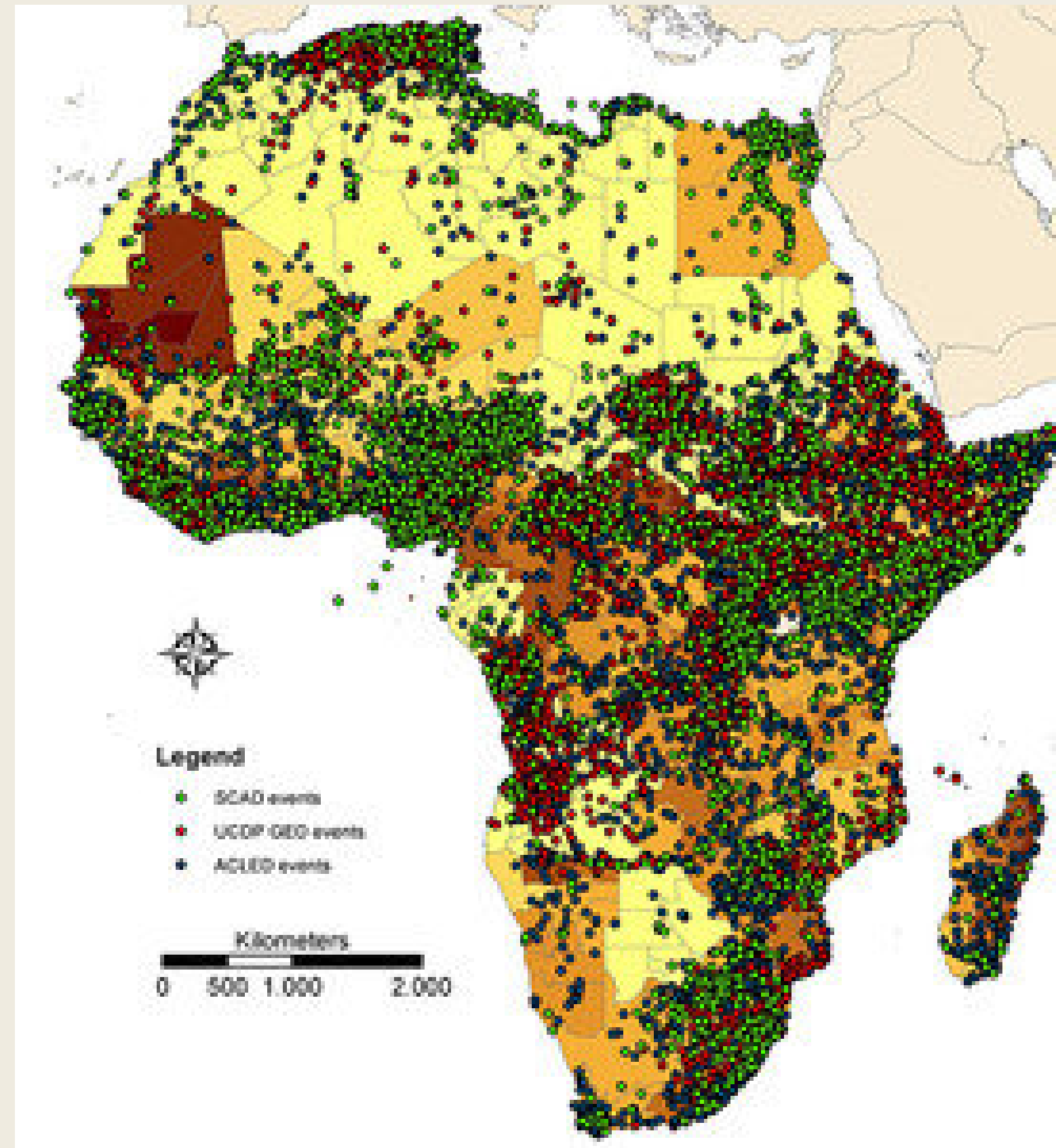


Figure 1: State Fragility and Political Conflict, Africa, 2015





Jürgen Scheffran

Locations of Armed Conflict in Africa Based on Current Data from UCDP/PRIO (Themnér, 2011), ACLED (Raleigh et al., 2010), and SCAD (Salehyan et al., 2012)